

ENJOY OUTBACK FREEDOM IN STYLE



STANDARD
IN ALL MODELS

5 YEAR
STRUCTURAL WARRANTY

+

LITHIUM BATTERIES

2025



GETAWAY

Getaway in style and luxury

Our Getaway family layouts have been designed to keep your family travelling in luxury and style no matter where the adventure takes you. Exceptional interiors and high end appliances await as well as the comfort of reverse A/C and heating, an entertainment system, LED lighting, fridge & microwave. The Getaway family 1 - 5 Layout has everything the family will ever need whilst travelling Australia's beautiful destinations.



GETAWAY TOURER – STANDARD SPECIFICATIONS



INTERIOR

- Premium Vinyl Flooring
- Smoke Detector
- Fire Extinguisher
- Complite Poly Floor
- Lift-up Under Bed Storage (main bed only)
- Recessed Cook Top with Lid Over Stove
- Plastic Cutlery Drawer Insert
- Innerspring Mattress – Queen 6’2” Master
- Internal roof height of 6’6”
- Large stylish Grab Handle on entry wall at door
- Stylish Positive Locking Door
- Drawers on Metal Runners
- Latches with Gas Struts
- L-shape Lounge (no TIC cushion Inc)
- Plush Upholstery with Side Swabs to Dinette
- Full Laminate Splashback and Benchtops
- Bedhead Padding
- Telescopic Nuova Table Leg

ELECTRICAL

- LED External Lights
- 1 x LED External Annexe Light
- LED Interior Lighting Throughout
- 2 x LED Reading Lights in Bedroom
- 2 x LED Reading Lights in Lounge and 1 Per Bunk
- Projecta PM235c Smart Charger
- Battery 1x 300Ah
- 2 x 220w Solar Panels
- Omni-Directional Digital Antenna
- 24” DVD Combo
- External TV Bracket
- 12 Pin Trailer Plug
- 3 x Gas and 1 x 240v Hotplates with Griller
- Microwave Oven
- 170l Compressor Fridge
- Roof-top Reverse Cycle Air Conditioning
- 12V Rangehood
- Power Points (2 x Bedroom, 1 x Kitchen, 1 x Lounge, 1 x At Each Bunk)
- 240V 15amp Inlet And 240V 10amp Outlet Circuit Breaker And Earth Leakage
- 12v/USB Socket at Kitchen Table, Outside Table and Bunks
- TV Coaxial Point at Outside Table
- Entry Light and Grab Handle

EXTERIOR

- Roof – Composite Sandwich Panel
- Front Wall – PVC
- Meranti Timber Frame
- Quality BLACK Roll-out Awning
- Double Glazed Push-out Windows and Integrated Blinds
- Galvanised Front Tunnel Boot with Access Doors
- Checker Plate Front, Sides and Rear
- Black External Trim
- White 3mm Ally composite Cladding
- Security Mesh Locking Door 2 Radius Cnr Main Door
- 2 x LED Mini Roof Skylight with Blinds and Flyscreens (1 in Bedroom + 1 in Lounge)
- External Fold Down Picnic Table
- Checker Plate Door Entry Surround
- Wheel Spats

PLUMBING

- Flick Mixer Taps - Kitchen (and Ensuite Models)
- Mains Pressure Water Inlet
- Waste Water Outlet
- Lockable Water Tank Inlet
- 2 x Up to 95L Water Tanks
- 2 x 9Kg Gas Bottles
- 12V Water Pump
- Plastic Bowl Toilet
- 2 x 9Kg Gas Bottles
- Water Tank Gauges
- Large Deep Bowl Stainless Kitchen Sink with Drainer
- Filtered Water Tap at Kitchen Sink
- Gas/Electric Hot Water System

CHASSIS

- Supagal Australian Made Heavy Duty Chassis
- 205/70/R15 Light Truck Tyres and 15” Alloy Wheels
- 8” Jockey Wheel
- Wind Up Jack
- 50mm Ball Coupling
- Heavy Duty 2 Arm Bumper
- Spare Wheel Fitted to Bumper Bar Bolt On
- Lockable Coupling with Twin Safety Chains
- 10” Electric Brakes to All Wheels
- Straight Axles
- A-Frame Tap with Protection
- Drop Down Stabilizer Stands
- Breaksafe Break-Away Safety System
- Galvanised Wheel Arches
- Water Tank Stoneguards
- Leaf Spring Suspension

ODYSSEY

Odyssey - Semi Off road

The “Odyssey” is our entry level semi offroad. Designed with flexibility and comfort in mind, this option is set to have you travelling in style with whomever and wherever the adventure leads you. Whether you’re a solo explorer, or prefer to adventure with others, this van has you covered with a layout to suit everyone. Featuring luxe interiors alongside high end appliances including a reverse cycle A/C, entertainment system, fridge, microwave and LED lighting throughout, you’ll be sure to have all you need to tour the country in comfort.



ODYSSEY - SEMI OFF ROAD – STANDARD SPECIFICATIONS



INTERIOR

- Premium Vinyl Flooring
- Smoke Detector
- Fire Extinguisher
- Lift-up Under Bed Storage (Main Bed Only)
- Recessed Cook Top with Lid Over Stove
- Complite Poly Floor
- Plastic Cutlery Drawer Insert
- Innerspring Mattress – Queen 6’2” Master
- Internal Roof Height of 6’6”
- Large Stylish Grab Handle on Entry Wall at Door
- Stylish Positive Locking Door
- Drawers on Metal Runners
- Latches with Gas Struts
- L-Shape Lounge (No TIC Cushion Inc)
- Plush Upholstery with Side Swabs to Dinette
- Full Laminate Splashback and Benchtops
- Bedhead Padding
- Telescopic Nuova Table Leg

ELECTRICAL

- LED External Lights
- 1 x LED External Annexe Light
- LED Interior Lighting Throughout
- 2 x LED Reading Lights in Bedroom
- 2 x LED Reading Lights in Lounge and 1 per Bunk
- PROJECTA PM335C Smart Charger
- Battery 1x 300Ah
- 2 x 220W Solar Panels
- 1 x External Solar Point
- Omni-Directional Digital Antenna
- 24” DVD Combo
- External TV Bracket
- 12 Pin Trailer Plug
- 3 x Gas and 1 x 240V Hotplates with Griller
- Microwave Oven
- 170l Compressor Fridge
- Roof-top Reverse Cycle Air Conditioning
- 12V Rangehood
- Power Points (2 x Bedroom, 1 x Kitchen, 1 x Lounge, 1 x at each Bunk)
- 240V 15amp Inlet and 240V 10amp Outlet
- Circuit Breaker and Earth Leakage
- 12V/USB Socket at Kitchen Table, Outside Table and Bunks
- TV Coaxial Point at Outside Table
- Entry Light and Grab Handle

EXTERIOR

- Roof – Composite Sandwich Panel
- Front Wall – PVC
- Meranti Timber Frame
- Quality BLACK Roll-out Awning
- Double Glazed Push-out Windows and Integrated Blinds
- Galvanised Front Tunnel Boot with Access Doors
- Checker Plate Front, Sides and Rear
- Black External Trim
- Cladding WHITE 3mm Ally composite
- Security Mesh Locking Door 2
- Radius Cnr Main Door
- 2 x LED Mini Roof Skylight with Blinds and Flyscreens (1 in Bedroom + 1 in Lounge)
- External Fold Down Picnic Table
- Checker Plate Door Entry Surround
- Checker plate spats to all models

PLUMBING

- Flick Mixer Taps – Kitchen and Ensuite
- Mains Pressure Water Inlet
- Grey Water tank
- Waste Water Outlet
- Lockable Water Tank Inlet
- 2 x Up to 95L Water Tanks (Shower Van)
- 2 x 9kg gas bottles
- 12V Water Pump
- Plastic Bowl Toilet
- 2 x 9Kg Gas Bottles (Shower Van)
- A-Frame Mains Pressure Tap
- Vanity to Ensuite (Where Applicable)
- Water Tank Gauges
- Large Deep Bowl Stainless Kitchen Sink with Drainer
- Filtered Water Tap at Kitchen Sink
- Gas/Electric Hot Water System (Toilet/Shower Models Only)

CHASSIS

- Supagal Australian Made Heavy Duty Chassis
- 245/75R16 All Terrain Tyres 16” Alloy wheels
- Alpha Ultra duty 3300kg rated independent suspension
- 8” Jockey Wheel
- DO35 Coupling
- Wind Up Jack
- Heavy Duty 2 Arm Bumper
- Spare Wheel Fitted to Bumper Bar Bolt On
- Lockable Coupling with Twin Safety Chains
- 10” Electric Brakes to All Wheels
- Straight Axles
- A-Frame Tap with Protection
- Drop Down Stabilizer Stands
- Breaksafe Break-Away Safety System
- Galvanised Wheel Arches
- Water Tank Stoneguards
- Large Jockey Wheel Clamp

FORERUNNER

Taking luxury to a new level

The Forerunner range truly caters to today's modern and adventurous traveller planning a trip of a lifetime. Boasting a high-quality finish, durable exterior and superb craftsmanship, the Forerunner by Design RV offers the best of both comfort and ruggedness. Available in a range of layouts to suit all caravanning needs this van has been designed to have a luxury finish, be equipped with a number of high end appliances and safety features.



FORERUNNER TOURING – STANDARD SPECIFICATIONS



INTERIOR

- Premium Vinyl Flooring
- Smoke Detector
- Fire Extinguisher
- Lift-up Under Bed Storage (Not Standard on Singel Bed Models)
- Complite Poly Floor
- Recessed Cook Top with Laminex Lid Over Stove
- Square Edge Profile Benchtops
- Plastic Cutlery Drawer Insert
- Innerspring Mattress – Queen or Single Beds
- Internal Roof Height of 6'6"
- Mirror in Ensuite
- Large Stylish Grab Handle on Entry Wall at Door (Where Available)
- Stylish Positive Locking Door
- Latches with Soft Open Gas Struts
- Smooth Glide Drawers on Metal Runners
- Plush Upholstery with Side Swabs to Dinette
- Separate Shower and Toilet Ensuite with Glass shower door
- Wardrobe Cutouts with 240V Plug and 12 Volt USB Points
- Full Height Linen Cupboard in Ensuite with Single drawer above
- External Generator Compartment (Except Design 2-1, Design 10 and Family Layouts)

- Full Laminate Splashback and Benchtops
- 2 x Single Towel Rails and Toilet Roll Holder
- Bedhead Padding
- Bulk Head with LED Strip Lighting Kitchen/Lounge Area Only

ELECTRICAL

- 3 x LED External Annexe Light
- LED Lighting – Roof, Kitchen, Ensuite
- 2 x LED Reading Lights in Bedroom
- 2 x LED Reading Lights in Lounge
- PROJECTA PM335C Smart Charger
- Battery 1x 300Ah
- 2 x 220W Solar Panels
- 1x external solar point
- Omni-Directional Digital Antenna
- 28" Smart TV
- CD/Radio Player
- 2 x Interior speakers mounted underneath overhead cabinets
- 2 x External Marine Speakers
- 12 Pin Trailer Plug
- 3 x Gas and 1 x 240V Hotplates with Mini Grill
- Microwave Oven
- Gree 3.5kw Inverter A/C
- 12V Rangehood
- Tropical Rated 3 Way 2 Door Fridge with Separate Freezer. Vented through Roof
- Power Points (2 x Bedroom,

- 1 x Kitchen, 1 x Lounge, 1 x Ensuite)
- 240V 15amp Inlet and 240V 10amp Outlet
- Circuit Breaker and Earth Leakage
- Reversing Camera and Car Monitor Kit
- 12V/USB Socket at Kitchen Table and Outside Table
- TV Coaxial Point at Outside Table
- LED Entry Light and Grab Handle
- 12V Fan Hatch to Shower and Toilet
- Top Load Washing Machine (Except Family Layouts, Optional Front Load W/M Only) (Design 9 and 10 Fitted with W/M)
- Porcelain Bowl Toilet
- 50amp Anderson Plug
- Portable Solar Charge Point

EXTERIOR

- One Piece Sandwich Panel Roof
- Meranti Timber Frame
- Quality Roll-out Awning
- Double Glazed Push-out European Style Windows and Integrated Blinds with 'Midge Proof' Flyscreens
- Black External Trim
- Fully Galvanised Lined Front Tunnel Boot with Large Access Doors to Both Sides
- Checker Plate Front, Sides and Rear (600mm High)
- Front Wall – PVC
- Aluminium Composite Cladding Front,

- Sides and Rear
- Security Mesh Locking Door 2 Radius Cnr Main Door
- 2 x Mini Roof Skylights with Blind and Flyscreen 1 in Bedroom + 1 in Lounge
- External Large Fold Down Picnic Table
- Fully Galvanised Lined Generator Compartment (Layout Dependant)
- Checker Plate Door Entry Surround
- Wheel Spats
- Touring Toolbox with Gas Bottles

PLUMBING

- Flick Mixer Taps – Kitchen and Ensuite
- Mains Pressure Water Inlet
- Waste Water Outlet
- 2 x Lockable Water Tank Inlet
- 2 x Up to 95L Water Tanks
- 2 x 9Kg Gas Bottles with Changeover
- Selector Tap and Gas Regulator
- Large Deep Bowl Stainless Kitchen Sink with Drainer
- 12V Water Pump
- A-Frame Mains Pressure Tap
- External Gas Bayonet near Front Tunnel Boot
- Digital Water Tank Gauges
- China Vanity to Ensuite
- Filtered Water Tap at Kitchen Sink
- Gas/Electric Hot Water System

CHASSIS

- Supagal Australian Made Chassis
- 2" Chassis Raiser on 4" Chassis Only
- 235/75/R15 All Terrain Tyres and 15" Alloy Wheels up to 21'6 Models
- 245/75/R16 All Terrain Tyres and 16" Alloy Wheels (Design 1-1 Only)
- 8" Jockey Wheel
- Wind Up Jack and Wheel Brace
- Heavy Duty 3 Arm Bumper
- Spare Wheel Fitted to Bumper Bar
- Lockable Coupling with Twin Safety Chains
- 10" Electric Brakes to All Wheels Except Design 1-1 uses 12" Brakes
- Straight Hollow Axles Except Design 1-1 uses Solid 2.5T Beam Axle
- A-Frame Tap with Protection
- Drop Down Stabilizer Jack Legs
- Break-Away Safety System
- Galvanised Wheel Arches
- Water Tank Galvanised
- Leaf Spring Suspension
- Large Jockey Wheel Clamp

CRX



Begin your new adventure

The CRX Forerunner range truly caters to today's modern and adventurous traveller planning that trip of a lifetime. Have you grown tired of the bitumen and looking for some semi-off-road adventure? Then the CRX is perfect for you, tackle corrugations easily and in style. Discover all the wondrous National Parks and scenic locations that Australia has to offer, whilst equipped with the luxury of high end appliances and an array of safety features.



CRX – STANDARD SPECIFICATIONS



INTERIOR

- Premium Vinyl Flooring
- Concertina Door to Separate Bunk Area (Family Layouts)
- Smoke Detector
- Fire Extinguisher
- Complite Poly Floor
- Lift-up Under Bed Storage
- Recessed Cook Top with Laminex Lid Over Stove
- Square Edge Profile Benchtops
- Plastic Cutlery Drawer Insert
- Innerspring Mattress – Queen 6'2 x 5'
- Internal Roof Height of 6'6"
- Smooth Glide Drawers on Metal Runners
- Stylish Positive Locking European Door
- Latches with Piano hinges
- Mirror in Ensuite
- Plush Upholstery with Side Swabs to Dinette
- Separate Shower and Toilet Ensuite with Glass Door Shower
- 2 x Single Towel Rails and Toilet Roll Holder
- Bedhead Padding
- Bulk Heads with LED Strip Lighting Kitchen/Lounge area only
- Wardrobe Cutouts with 240V Plug and 12 Volt USB Points
- Linen Cupboard Storage (Except Design 2-1, Design 10 and Family Layouts)

ELECTRICAL

- 3 x LED External Annexe Light
- LED Work light 17" Fr and 17" Rr
- LED Lighting – Roof, Kitchen, Ensuite
- 2 x LED Reading Lights in Bedroom
- 2 x LED Reading Lights in Lounge
- PROJECTA PM335C Smart Charger
- Battery 1x 300Ah
- 3x 220W Solar Panels
- 1x external solar point
- Omni-Directional Digital Antenna
- 28" Smart TV on Wall Mounted Bracket
- External TV Bracket
- CD/Radio Player
- 2 x Interior speakers mounted underneath overhead cabinets
- 2 x External Marine Speakers
- 12 Pin Trailer Plug
- 3 x Gas and 1 x 240V Hotplates with Mini Grill
- Microwave Oven
- 12V Rangehood
- 2 x 12V Fans
- Gree 3.5kw Inverter Air Con
- 190l compressor fridge/freezer
- Power Points (2 x Bedroom, 1 x Kitchen, 1 x Lounge, 1 x Ensuite)
- 240V 15amp Inlet and 240V 10amp Outlet
- Circuit Breaker and Earth Leakage
- Reversing Camera and Car Monitor Kit
- 12V/USB Socket at Kitchen Table and Outside Table
- TV Coaxial Point at Outside Table

- LED Entry Light and Grab Handle
- 12V Fan Hatch to Shower and Toilet
- Top Load Washing Machine (Except Family Layouts, Optional Front Load W/M Only) (Design 9 and 10 Fitted with W/M)
- Porcelain Bowl Toilet

EXTERIOR

- One Piece Sandwich Panel Roof
- Meranti Timber Frame
- Front Wall – PVC
- Quality Roll-out Awning
- Double Glazed Push-out European Style Windows and Integrated Blinds with 'Midge Proof' Flyscreens
- Fully Galvanised Lined Front Tunnel Boot with Large Access Doors to Both Sides
- 600mm Checker Plate Front, Sides and Rear
- Black External Trim
- Security Mesh Locking Door 2 Radius Cnr Main Door
- 2 x Mini Roof Skylights with Blind and Flyscreen (1 in Bedroom + 1 in Lounge)
- External Large Fold Down Picnic Table
- Checker Plate Door Entry Surround
- Wheel Spats
- Composite Aluminium Siding
- Fully Galvanised Lined Storage Box (Layout Dependant)

PLUMBING

- Flick Mixer Taps – Kitchen and Ensuite
- Mains Pressure Water Inlet
- Waste Water Outlet
- 2 x Lockable Water Tank Inlet
- 2 x Up to 95L Water Tanks
- 2 x 9Kg Gas Bottles with Changeover
- Selector Tap and Gas Regulator
- Large Deep Bowl Stainless Kitchen Sink with Drainer
- 12V Water Pump
- A-Frame Mains Pressure Tap
- External Gas Bayonet near Front Tunnel Boot
- Digital Water Tank Gauges

CHASSIS


- 6" Heavy Duty Chassis
- 6" A-Frame return to Spring Hangers
- ALPHA "Ultra Duty" 3.3T Single Shock Tandem Independent Suspension (Note: Single Axle Design 1-1 only. 3T Independent Suspension)
- A-Frame Extended 400mm
- Toolbox Carry Pro 4 with 2 Jerry Can Holders
- 265/75/R16 All Terrain Tyres and R16" Alloy Wheels
- 8" Jockey Wheel
- Wind Up Jack
- D035 Coupling
- Heavy Duty 3 Arm Bumper

- Galvanised Wheel Arches
- Spare Wheel Fitted to Bumper Bar Bolt On Aluminium Pull Out Stop
- 10" Electric Brakes to All Wheels (12" Singel Axle)
- A-Frame Tap and Gas Regulator Protection
- Drop Down Stabilizer Stands
- Breaksafe Break-Away Safety System
- Water Tanks with Checker Plate Stoneguard

STRYKER

Go that much further

The compact and robust Stryker caravan by Design RV is a compact well equipped single axle caravan that is designed for travelling couples and singles alike. See all that Australia has to offer by getting to the hard to reach destinations through the agility of the Stryker. The Stryker has been designed for the explorer who is looking to head off the beaten track into Australia's ever changing landscape in comfort.



STRYKER – STANDARD SPECIFICATIONS



INTERIOR

- Premium Vinyl Flooring
- Smoke Detector
- Fire Extinguisher
- Complite Poly Floor
- Lift-up Under Bed Storage
- Recessed Cook Top with Lid Over Stove
- Plastic Cutlery Drawer Insert
- Innerspring Mattress – Queen 6’2”
- Internal Roof Height of 6’6”
- Porcelain Bowl Toilet
- Drawers on Metal Runners
- Stylish Positive Locking Door
- Latches with Gas Struts
- Plush Upholstery with Side Swabs to Dinette
- Full Laminate Splashback and Benchtops
- Bedhead Padding

ELECTRICAL

- 2 x LED External Annexe Light
- LED Work light 17” Fr and 17” Rr
- LED Interior Lighting Throughout
- 2 x LED Reading Lights in Bedroom
- 2 x LED Reading Lights in Lounge
- PROJECTA PM435C Smart Charger
- Battery 1x 300Ah
- 3x 220W Solar Panels
- 1x external solar point
- Omni-Directional Digital Antenna
- 24” Flatscreen TV on Wall Mounted Bracket
- External TV Bracket
- CD/Radio Player
- 2 Internal and External Speakers
- 12 Pin Trailer Plug
- 3 x Gas and 1 x 240V Hotplates with Griller
- Microwave Oven
- 190l compressor fridge/freezer
- 2 x 12V Fans
- Fridge with separate Freezer 190lt compressor
- Gree 3.5kw Inverter Air Con
- 12V Rangehood
- Power Points (2 x Bedroom, 1 x Kitchen, 1 x Lounge)
- 240V 15amp Inlet and 240V 10amp Outlet Circuit Breaker and Earth Leakage
- 12V/USB Socket at Kitchen Table, Bedside and Outside Table
- TV Coaxial Point at Outside Table
- Entry Light and Grab Handle
- Reverse Camera and Car Monitor Kit

EXTERIOR

- One Piece Sandwich Panel Roof
- Meranti Timber Frame
- Quality BLACK Roll-out Awning
- Double Glazed Push-out Windows and Integrated Blinds
- Front Wall – PVC
- Galvanised Front Tunnel Boot with Access Doors
- Checker Plate Front, Sides and Rear
- Black External Trim
- Aluminium Composite Exterior Cladding
- Security Mesh Locking Door 2 Radius Cnr Main Door
- 1 x LED Mini Roof Skylight with Blind to Lounge and 1 Large LED Roof Sunlight to Bedroom
- External Fold Down Picnic Table
- Carry Pro 2 Tool box

PLUMBING

- Mains Pressure Water Inlet
- Waste Water Outlet
- Lockable Water Tank Inlet
- Gas/Electric Hot Water System
- Wall mounted washing machine
- 2 x 95L Water Tanks
- 12V Water Pump
- 2 x 9Kg Gas Bottles
- A-Frame Mains Pressure Tap
- Water Tank Gauges
- External Shower
- Large Deep Bowl Stainless Kitchen
- Flicker Mixer Tap - Kitchen and Ensuite
- Grey Water Tank

CHASSIS

- Supagal Australian Made Heavy Duty Chassis
- 8” Jockey Wheel
- Wind Up Jack
- Heavy Duty 3 Arm Bumper
- Spare Wheel Fitted to Bumper Bar Bolt On
- Lockable Coupling with Twin Safety Chains
- A-Frame Tap with Protection
- Drop Down Stabilizer Stands
- Breaksafe Break-Away Safety System
- Galvanised Wheel Arches
- 265/75/R16 Mud Tyres and 16” Alloy Wheels
- DO35 Cruisemaster Hitch for Off Road
- 12” Electric Brakes to All Wheels
- Water Tank Stoneguards
- Large Jockey Wheel Clamp
- Leaf Spring Suspension Touring
- 3T Independent Suspension Off Road
- Colour Coded Scrub Bars

MICA AC-T

Mica AC-T – For those seeking that much more

Stylish and functional, the Mica AC-T has all the features you have dreamt of, whilst travelling our amazing country. Whether it's the safety of a reverse camera, the entertainment of a TV and sound system or relaxing on your queen bed. You will find that the Mica AC-T has everything you could need or expect. Get away from your busy lifestyle in an exceptionally durable and well-built caravan that will stand the test of time allowing you to travel in luxury and safety.



MICA AC-T – STANDARD SPECIFICATIONS



INTERIOR

- Internal Roof Height of 6'6"
- Large Stylish Grab Handle on Entry Wall at Door (layout dependent)
- Complite Poly Floor
- Solid ply CNC machined furniture
- Stylish positive locking cabinet door
- Drawers on Metal Runners
- Latches with Gas Struts
- L-Shape Lounge (No TIC Cushion Inc)
- Plush Upholstery with Side Swabs to Dinette
- Full Laminate Splashback and Benchtops
- Bedhead Padding
- Premium Vinyl Flooring
- Smoke Detector
- Fire Extinguisher
- Complite Poly Floor
- Lift-up Under Bed Storage (Main Bed Only)
- Recessed Cook Top with Lid Over Stove
- Plastic Cutlery Drawer Insert
- Innerspring Mattress – Queen 6'2" Master
- Telescopic Nuova table leg

ELECTRICAL

- LED External Lights
- 3 x LED External Annexe Lights
- LED Interior Lighting Throughout
- 2 x LED Reading Lights in Bedroom
- 2 x LED Reading Lights in Lounge and 1 per Bunk
- Smart Charger
- 1 x 300amp Lithium Battery
- 2 x 210 Watt Solar Panels
- Roof-top Digital Amplified TV Antenna
- 28" smart TV
- CD/Radio Player
- Interior Speakers Mounted Underneath Overhead Cabinets
- 12 Pin Trailer Plug
- Roof-top Reverse Cycle Air Conditioning
- 12V Rangehood
- Power Points (2 x Bedroom, 1 x Kitchen, 1 x Lounge, 1 x at each Bunk)
- 240V 15amp Inlet and 240V 10amp Outlet
- Circuit Breaker and Earth Leakage
- 12V/USB Socket at Kitchen Table, Outside Table and Bunks
- TV Coaxial Point at Outside Table
- Entry Light and Grab Handle
- 3 x Gas and 1 x 240V Hotplates with Griller
- Microwave Oven
- Fridge with separate Freezer 190lt compressor

EXTERIOR

- One piece composite Front, roof and rear (No joins)
- Aluminium frame
- Quality BLACK Roll-out Awning
- Double Glazed Push-out Windows and Integrated Blinds
- Galvanised Front Tunnel Boot with Access Doors
- Checker Plate Front, Sides and Rear
- Black External Trim
- Aluminium Composite Cladding
- Security Mesh Locking Door 2 Radius Cnr Main Door
- 2 x LED Mini Roof Skylight with Blinds and Flyscreens (1 in Bedroom + 1 in Lounge)
- External Fold Down Picnic Table
- Checker Plate Door Entry Surround
- Wheel Spats

PLUMBING

- Flick Mixer Taps – Kitchen and Ensuite
- Mains Pressure Water Inlet
- Grey Water tank
- Waste Water Outlet
- Lockable Water Tank Inlet
- 2 x Up to 95L Water Tanks
- 2 x 9kg gas bottles
- 12V Water Pump
- Porcelain Bowl Toilet
- Water Tank Gauges
- Large Deep Bowl Stainless Kitchen Sink with Drainer
- Filtered Water Tap at Kitchen Sink
- Gas/Electric Hot Water System

CHASSIS

- Supagal Australian Made Heavy Duty Chassis
- 265/75 All Terrain Tyres 16" Alloy wheels
- Roller rocker suspension
- 8" Jockey Wheel
- DO35 Coupling
- 8" Jockey Wheel
- Wind Up Jack
- Heavy Duty 2 Arm Bumper
- Spare Wheel Fitted to Bumper Bar Bolt On
- Lockable Coupling with Twin Safety Chains
- 10" Electric Brakes to All Wheels
- A-Frame Tap with Protection
- Drop Down Stabilizer Stands
- Breaksafe Break-Away Safety System
- Galvanised Wheel Arches
- Water Tank Stoneguards
- Large Jockey Wheel Clamp

MICA ACX

Mica ACX – Off Road

Pulling in with style and functionality, the “Mica ACX” Series showcases all the features you could ever dream of needing for your Australian adventure. Whether it’s the peace of mind and safety provided by the high quality reversing camera, enjoying the down time with the TV and sound system, or perhaps the serenity of lying in your queen sized bed alongside one of Australia’s beautiful beaches - the Mica ACX Series will have you traveling in luxury, while still being exceptionally durable and standing the test of time and adventure.



MICA ACX – OFF ROAD – STANDARD SPECIFICATIONS



INTERIOR

- Midnight Dynamic pack
- Premium Vinyl Flooring
- Smoke Detector
- Fire Extinguisher
- Complite Poly Floor
- Solid ply CNC machined furniture
- Lift-up Under Bed Storage
- Recessed Cook Top with Laminex Lid Over Stove
- Square Edge Profile Benchtops
- Plastic Cutlery Drawer Insert
- Innerspring Mattress – Queen or Single Beds
- Internal Roof Height of 6'6"
- Mirror in Ensuite
- Large Stylish Grab Handle on Entry Wall at Door (Where Available)
- Stylish Positive Locking European Door Latches with Soft Open Gas Struts
- Smooth Glide Drawers on Metal Runners
- Plush Upholstery with Side Swabs to Dinette
- Separate Shower and Toilet Ensuite with Glass Door Shower
- Wardrobe Cutouts with 240V Plug and 12 Volt USB Points
- Full Height Linen Cupboard in Ensuite (Layout Dependent)
- Single Drawer above External Generator Compartment (Except Design 10 and Family Layouts)
- Splashback and Laminate Benchtops

- 2 x Single Towel Rails and Toilet Roll Holder
- Bedhead Padding
- LED Strip Lighting, OHC – Bedroom/Lounge
- Kitchen/Ensuite – Kickboard Kitchen Area Only

ELECTRICAL

- 3 x LED External Annexe Light
- LED Lighting - Roof, Kitchen, Ensuite
- 2 x LED Reading Lights in Bedroom
- 2 x LED Reading Lights in Lounge
- Smart Charger
- 3000 Watt Inverter
- 2 x 300amp Lithium Batteries
- 3 x 220 Watt Solar Panels (Pending model and roof space) and 30amp Regulator
- External Solar Charge Point (Anderson plug)
- 50amp Anderson Plug
- Roof-top Digital Amplified TV Antenna
- 28" smart TV
- CD/Radio Player
- 2 x Interior speakers mounted underneath overhead cabinets
- 2 x External Marine Speakers
- 12 Pin Trailer Plug
- 3 x Gas and 1 x 240V Hotplates with Mini Grill
- Microwave Oven
- Reverse cycle A/C
- 12V Rangehood

- 12V Benchtop Phone Chargers to bedside tables
- 2 x 12V Fans
- 216L Compressor fridge
- Power Points (2 x Bedroom, 1 x Kitchen, 1 x Lounge, 1 x Ensuite)
- 240V 15amp Inlet and 240V 10amp Outlet
- Circuit Breaker and Earth Leakage
- Reversing Camera and Car Monitor Kit
- 12V/USB Socket at Kitchen
- Table and Outside Table
- TV Coaxial Point at Outside Table
- LED Entry Light and Grab Handle
- 12V Fan Hatch to Shower and Toilet
- Top Load Washing Machine

EXTERIOR

- One piece composite Front, roof and rear (No joins)
- Aluminium Frame
- Quality Roll-out Awning
- Double Glazed Push-out European Style Windows and Integrated Blinds with 'Midge Proof' Flyscreens
- Black External Trim
- Fully Galvanised Lined Front Tunnel Boot with Large Access Doors to Both Sides
- Checker Plate Front, Sides and Rear (800mm High)
- Aluminium Composite Cladding Front, Sides and Rear
- Security Mesh Locking Door 2 Radius Cnr Main Door

- 2 x Mini Roof Skylights with Blind and Flyscreen 1 in Bedroom + 1 in Lounge
- 2 x External Large Fold Down Picnic Table
- Fully Galvanised Lined Generator Compartment (N/A F2 Family Layout)
- Checker Plate Door Entry Surround
- Checker Plate Wheel Spats
- Fold out solid steps

PLUMBING

- Flick Mixer Taps – Kitchen and Ensuite
- Mains Pressure Water Inlet
- Waste Water Outlet
- 2 x Lockable Water Tank Inlet
- Diesel Heater
- 2 x Up to 95L Water Tanks
- 1 x 95L grey water tank
- 2 x 9Kg Gas Bottles with Changeover
- Selector Tap and Gas Regulator
- Large Deep Bowl Stainless Kitchen Sink with Drainer
- 12V Water Pump
- A-Frame Mains Pressure Tap
- External Gas Bayonet near Front Tunnel Boot
- Digital Water Tank Gauges
- China Vanity to Ensuite
- Filtered Water Tap at Kitchen Sink
- Instant Gas Hot Water Service
- Porcelain Bowl Toilet

CHASSIS

- Supagal Australian Made Chassis
- 6" Heavy Duty Chassis
- 265/70/R17 on 17" Custom Alloy wheels.
- 8" Jockey Wheel
- Wind Up Jack and Wheel Brace
- D035 Recessed Hitch Coupling
- Heavy Duty 3 Arm Bumper
- Spare Wheel Fitted to Bumper Bar
- Twin Safety Chains
- 12" Electric Brakes to All Wheels
- A-Frame Tap with Protection
- Drop Down Stabilizer Jack Legs
- Break-Away Safety System
- Galvanised Wheel Arches
- Water Tank Checker Plate Protection
- Full Off Road Dual Shock Independent Suspension
- Large Jockey Wheel Clamp
- Batteries Chassis Mounted (Offside)
- King size Toolbox with Jerry Can Holders
- Fold Out Step

HCX

HCX Hybrid

Our HC-X is beautifully crafted and is a fully composite build with offroad independent suspension, mud terrain tyres and custom alloy wheels. The sleek design of the one piece floor/walls/front/roof/rear, is sure to have heads turning. With a fully outdoor kitchen and external shower, you'll truly be experiencing the great outdoors as you adventure around Australia in our HC-X.



HGX HYBRID – STANDARD SPECIFICATIONS



INTERIOR

- Premium Vinyl flooring
- Smoke detector
- Fire extinguisher
- 6'2 Pillow-top mattress
- One piece composite floor
- Lift-up under bed storage
- Square edge profile benchtops
- Internal roof height of 6'6
- Mirror in ensuite
- Latches with soft open gas struts
- Smooth glide drawers on metal runners
- Separate shower and toilet ensuite with glass shower door
- Wardrobe cutouts with 240V plugs and 12v USB points
- Laminate splashback and benchtops
- 2 x single towel rails and toilet roll holder
- Bedhead padding
- LED feature strip lighting above bed and kitchen overhead cupboards

ELECTRICAL

- 2 x annexe bug lights
- LED work spotlights to front and rear (switched separately)
- 2 x LED reading lights in bedroom
- 2 x LED reading lights to lounge
- Multidirectional TV antenna
- Battery pack – 1 x 300amp lithium battery
- 3 x 160w solar panels
- 3000w Projecta inverter
- 30amp DCDC charger
- Smart charger
- Projecta display
- CD player/radio
- 28" smart tv
- 3kg wall mounted washing machine
- 20L microwave
- Combi diesel heater and HWS with vents to bedroom, lounge and ensuite
- 2 burner induction cooktop to kitchen
- 2 burner induction cooktop to slide out kitchen
- A/C reverse cycle
- 12v rangehood
- 12 pin trailer plug with charging and fridge cooling capabilities
- 148L compressor fridge
- 240V 15amp inlet and 240V 10amp outlet
- Reversing camera and monitoring kit

- 50amp Anderson plug to chassis offside
- 50amp Anderson plug to toolbox next to fridge slide
- 12v fan hatch to toilet and shower
- 240V double power point in tunnel boot

EXTERIOR

- One piece composite walls
- One piece composite front/roof/rear
- 13 ft wind out awning
- Double glazed and tinted Push-out windows
- 'Midge proof' flyscreens and blackout blinds to all windows
- Fully galvanised lined tunnel boot
- Stainless steel pull out kitchen to tunnel boot"
- Fold out solid step with handle
- Security mesh locking door
- Radius corner main door
- Large skylight over bed with blind and flyscreen
- 600mm Checker Plate
- 2 x picnic tables
- Checker Plate wheel spats
- King size toolbox with large fridge slide and storage
- 2250mm overall width

PLUMBING

- Flick mixer taps (kitchen and ensuite)
- Mains pressure water inlet
- Waste water outlet
- 2 x Lockable water tank inlet
- 2 x 65L Freshwater tanks
- 1 x 65L Grey water tank
- China vanity basin to ensuite
- Deep bowl stainless steel kitchen sink with drainer
- Filtered water tap at kitchen sink
- Combi diesel heater/hot water service
- Cassette toilet
- A frame mains pressure tap
- 12v water pump

CHASSIS

- Supagal Australian made chassis
- 4" heavy duty chassis
- 265/75/r17 mud tyres
- Custom alloy wheels
- 2 x bolt on jerry can holders to rear bumper
- 1 x spare wheel to rear bumper
- Aluminium fold out solid step with handle
- Alpha extreme duty dual shock independent suspension – 3t

- DO35 Hitchmaster coupling
- Heavy duty 3 arm bumper
- Twin safety chains
- 8" jockey wheel
- Checker Plate tank guards
- Drop down stabilizer legs
- Breakaway safety system
- Galvanised wheel arches
- 12" electric brakes
- 400mm drawbar extension
- Batteries chassis mounted – offside

EVX



Evolutionary Full Off-Grid

In an element of its own, EVX Series is a full off grid caravan equipped with industry leading capabilities. Amazing solar capacity of 1600- 2000 plus watts and 7.1 or 14KW Lithium chassis mounted battery system being 48 volts. Stylish full offroad with all creature comforts including induction cooktop, convection oven, large compressor fridge, sirocco fans and much more. Don't be limited to where you can go with 5000 watt inverted power caravan with endless power if following the sun.



EVX – STANDARD SPECIFICATIONS



INTERIOR

- Premium Vinyl Flooring
- Smoke Detector
- Fire Extinguisher
- One Piece Complite Poly Floor
- Lift-up Under Bed Storage
- Plush Upholstery
- Square Edge Profile Benchtops
- Plastic Cutlery Drawer Insert
- Innerspring Mattress – Queen or Single Beds
- Internal Roof Height of 6'6"
- Mirror in Ensuite
- Large Stylish Grab Handle on Entry Wall at Door (Where Available)
- Stylish Positive Locking European Door Latches with Soft Open Gas Struts
- Smooth Glide Drawers on Metal Runners
- Plush Upholstery with Side Swabs to Dinette
- Separate Shower and Toilet Ensuite
- Wardrobe Cutouts with 240V Plug and 12 Volt USB Points
- Full Height Linen Cupboard in Ensuite (Layout Dependent)
- Single Drawer above External Generator Compartment (Except Design 10 and Family Layouts)
- Splashback and Laminate Benchtops
- 2 x Single Towel Rails and Toilet Roll Holder

- Bedhead Padding
- LED Strip Lighting, OHC – Bedroom/Lounge
- Kitchen/Ensuite – Kickboard Kitchen Area Only

ELECTRICAL

- 3 x LED External Annexe Light
- LED Lighting - Roof, Kitchen, Ensuite
- 2 x LED Reading Lights in Bedroom
- 2 x LED Reading Lights in Lounge
- OzX 7.1kw or 14.4kw Lithium Batter Power Supply
- 1600 - 2000 Watt Solar Panels System (Depending Layout)
- 5000 Watt Inverter
- Milenco power 900 Antenna
- 28" Smart TV
- 12V Rangehood
- 12V Benchtop Phone Charger
- Power Points (2 x Bedroom, 1 x Kitchen, 1 x Lounge, 1 x Ensuite)
- 240V 15amp Inlet and 240V 10amp Outlet
- Circuit Breaker and Earth Leakage
- Reversing Camera and Car Monitor Kit
- 12V/USB Socket at Kitchen Table and Outside Table
- CD/Radio Player
- 2 x Interior speakers mounted underneath overhead cabinets
- 2 x External Marine Speakers
- 12 Pin Trailer Plug

- Induction Cooktop
- Convection Microwave Oven
- Reversing Camera and Car Monitor Kit
- 12v fans x 2 Main Bedroom
- Bedside Tables
- TV Coaxial Point at Outside Table
- LED Entry Light and Grab Handle
- 12V Fan Hatch Toilet
- Top Load Washing Machine (Not Standard in Family Layouts, Front Load WM is an option)
- 50amp Anderson Plug

EXTERIOR

- One Piece Sandwich Panel Roof
- Meranti Timber Frame
- Quality Roll-out Awning
- Double Glazed Push-out European Style Windows and Integrated Blinds with 'Midge Proof' Flyscreens
- Black External Trim
- Fully Galvanised Lined Front Tunnel Boot with Large Access Doors to Both Sides
- Checker Plate Front, Sides and Rear (600mm High)
- Aluminium Composite Cladding Front, Sides and Rear
- Security Mesh Locking Door 2 Radius Cnr Main Door
- Air Conditioning Under Bed
- Tool Box On A-Frame

- External Large Fold Down Picnic Table
- Fully Galvanised Lined Generator Compartment (N/A F2 and F2-5 Family Layout)
- Checker Plate Door Entry Surround
- Checker Plate Wheel Spats
- Aluminium Step

PLUMBING

- Flick Mixer Taps – Kitchen and Ensuite
- Mains Pressure Water Inlet
- Waste Water Outlet
- 2 x Lockable Water Tank Inlet
- 2 x Up to 95L Water Tanks
- Large Deep Bowl Stainless Kitchen Sink with Drainer
- 12V Water Pump
- A-Frame Mains Pressure Tap
- China Vanity to Ensuite
- Filtered Water Tap at Kitchen Sink
- Grey Water Tank
- Digital Water Tank Gauges
- Gas Instant Hot Water System (Mica Models only)
- Porcelain Bowl Toilet
- Domestic Compressor Fridge

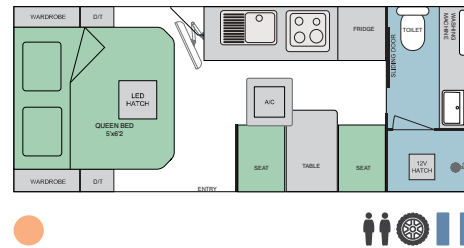
CHASSIS

- Supagal Australian Made Chassis
- 6" Heavy Duty Chassis
- 6" A-Frame Return to Spring Hangers
- 265/75/R16 Mud Tyres
- Alloy Wheels
- 8" Jockey Wheel
- D035 Recessed Hitch Coupling
- Heavy Duty 3 Arm Bumper
- Spare Wheel Fitted to Bumper Bar
- Twin Safety Chains
- 12" Electric Brakes to All Wheels
- A-Frame Tap with Protection
- Drop Down Stabilizer Jack Legs
- Break-Away Safety System
- Galvanised Wheel Arches
- Water Tank Checker Plate Protection
- Wind Up Jack and Wheel Brace
- Alpha EXTREME Independant Suspension
- Large Jockey Wheel Clamp
- Batteries Chassis Mounted
- Extended A Frame
- Large Toolbox with Jerry Can Holders

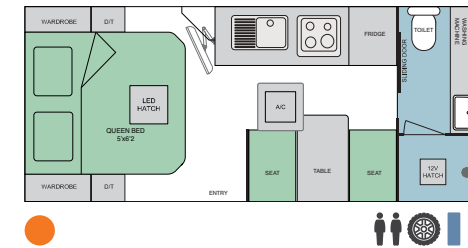
Layouts Key

- Getaway
- Forerunner
- CRX
- Odyssey
- Stryker
- Mica AC-T
- Mica ACX
- HCX
- EVX
- Adult
- Child
- Single axle
- Tandem axle
- Café seating
- L-Shaped seating
- Club seating
- Recliners
- Bench seat
- 3rd bunk option
- Drop down table option
(Bench, L-Shape & Club Lounge only)

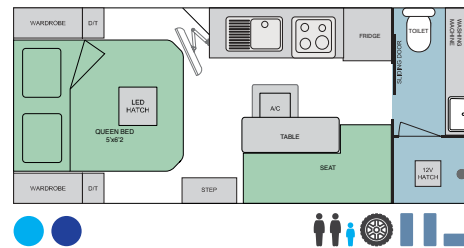
HCX 16C



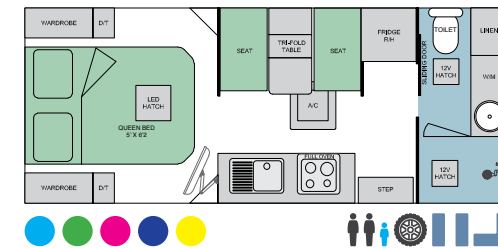
V161



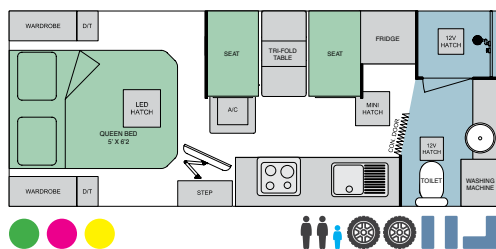
V1-0 17'4"



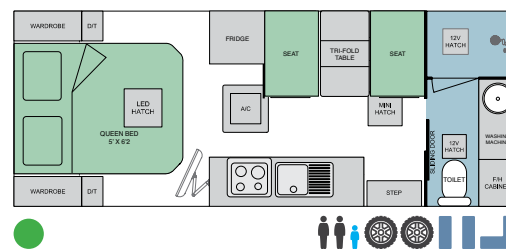
V1-1 18'8"



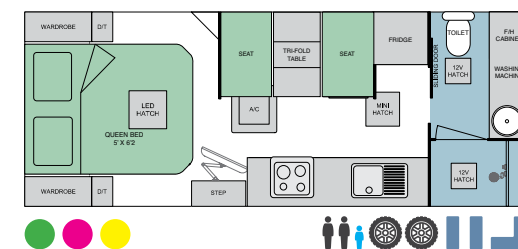
V2-1 19'



V3 19'6"



V4 19'8"

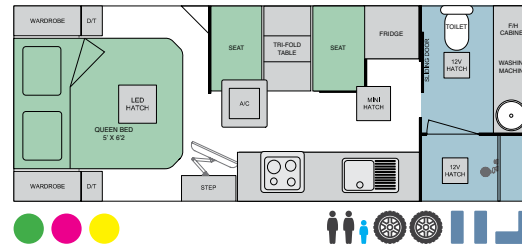


*All Listed Measurements are External

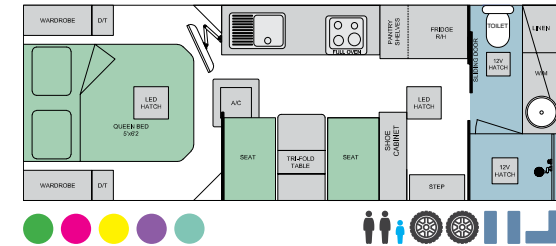
Layouts Key

- Getaway
- Forerunner
- CRX
- Odyssey
- Stryker
- Mica AC-T
- Mica ACX
- HCX
- EVX
- Adult
- Child
- Single axle
- Tandem axle
- Café seating
- L-Shaped seating
- Club seating
- Recliners
- Bench seat
- 3rd bunk option
- Drop down table option
(Bench, L-Shape & Club Lounge only)

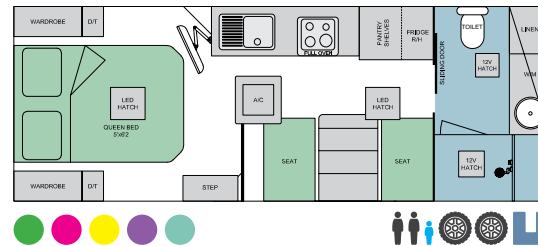
V4+ 20'2"



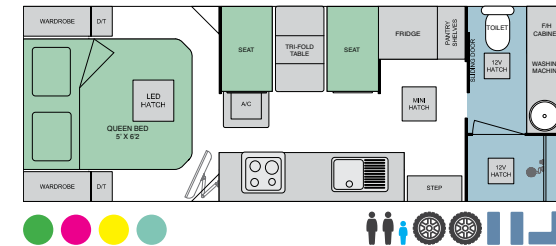
V5-2 20'6"



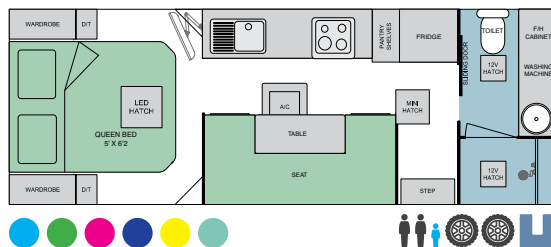
V5-3 20'6"



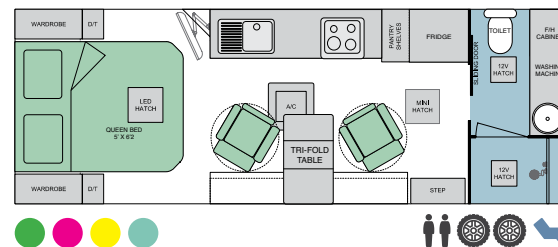
V6 21'



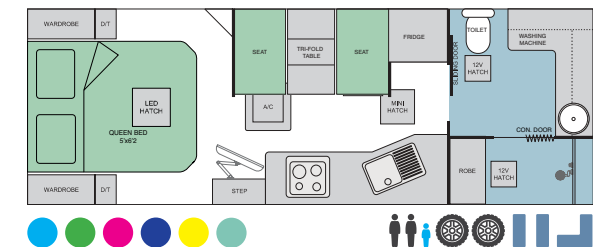
V7 Club 21'6"



V7 Recliner 21'6"



V7-7 21'8"

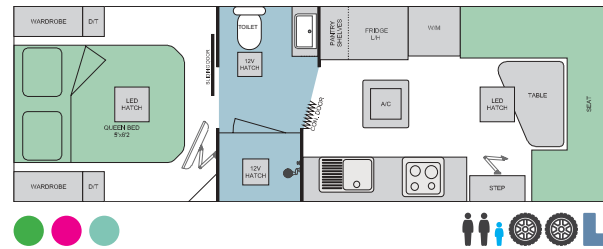


*All Listed Measurements are External

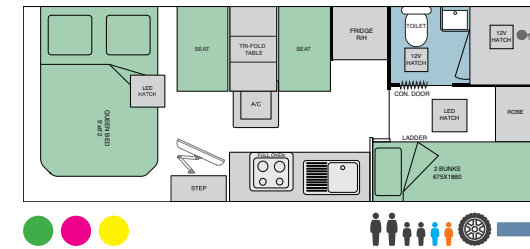
Layouts Key

- Getaway
- Forerunner
- CRX
- Odyssey
- Stryker
- Mica AC-T
- Mica ACX
- HCX
- EVX
- Adult
- Child
- Single axle
- Tandem axle
- Café seating
- L-Shaped seating
- Club seating
- Recliners
- Bench seat
- 3rd bunk option
- Drop down table option
(Bench, L-Shape & Club Lounge only)

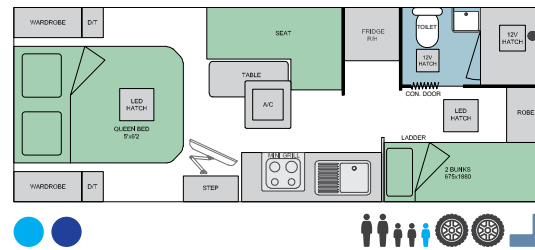
V10 22'10"



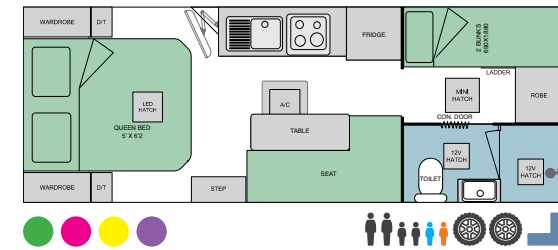
F1-2 18' 8"



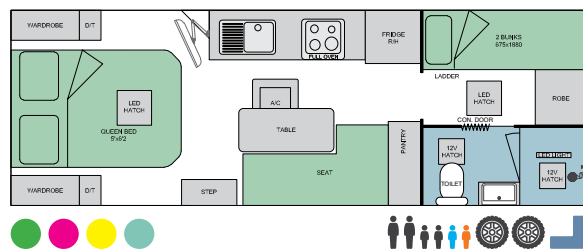
F1-5 20'6"



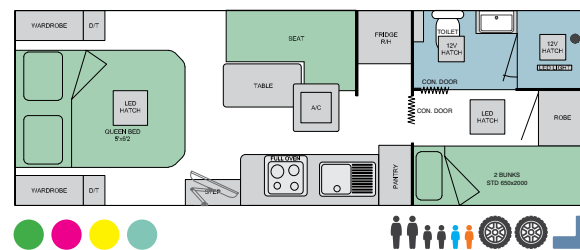
F2 21'



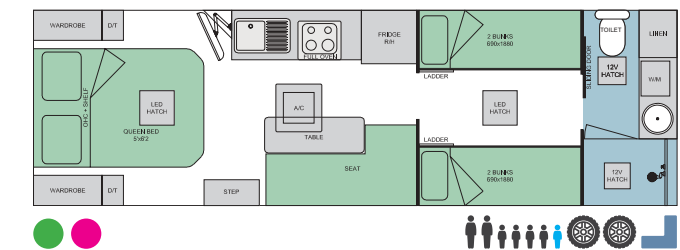
F2-6 21'10"



F2-7 21'10"



F4 24'10"



*All Listed Measurements are External



Australian Made Excellence

Design RV was created to provide Australian Caravanners with a quality, luxurious and durable caravan choice that would provide many wonderful memories. We are industry experts with over 35 years of experience across many facets of the industry. Design RV is a progressive company looking to innovate and provide our customers a well-priced luxurious product without ever sacrificing on quality.



5 - 8 Administration Drive, Pakenham, VIC 3810 • 03 5922 2020

www.designrv.com.au